



Our hardest-working shirt is simply super. Built to withstand the wear and tear of any tough job, our SuperPro Twill is also brushed for softness and stain-resistant.

- 4.6-ounce, 65/35 poly/cotton with soil-release finish
- Rental friendly
- Button-down collar
- Dyed-to-match buttons
- Left chest pocket
- Box back pleat

CARE INSTRUCTIONS

Machine wash warm with like colors. Only non chlorine bleach when needed. Tumble dry medium. Warm iron if necessary.

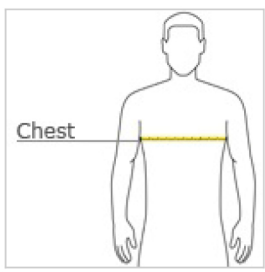


front



back

HOW TO MEASURE










CHEST
With arms down at sides, measure around the upper body, under arms and over the fullest part of the chest.

SIZE CHART

	XS	S	M	L	XL	2XL	3XL	4XL
Chest	32-34	35-37	38-40	41-43	44-46	47-49	50-53	54-57

COLOR INFORMATION

						
Black PMS NTR BLACK	Burgundy PMS 7428 C	Dark Green PMS 5467 C	Navy PMS 533 C	Royal PMS 654 C	Stone PMS 452 C	White PMS WHITE